

Peters-Revington

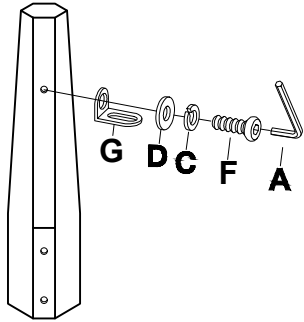
"A Division of CRD Industries Ltd"

ASSEMBLY INSTRUCTION

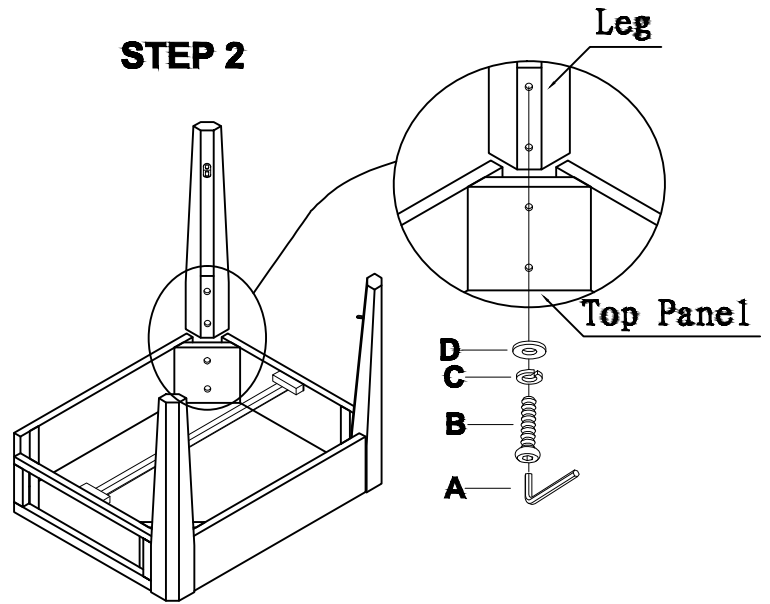
ITEM NO: 2508-22

END TABLE

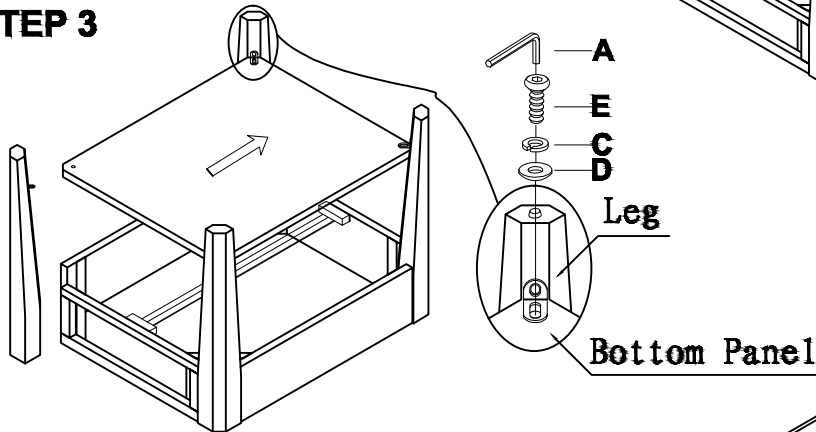
STEP 1



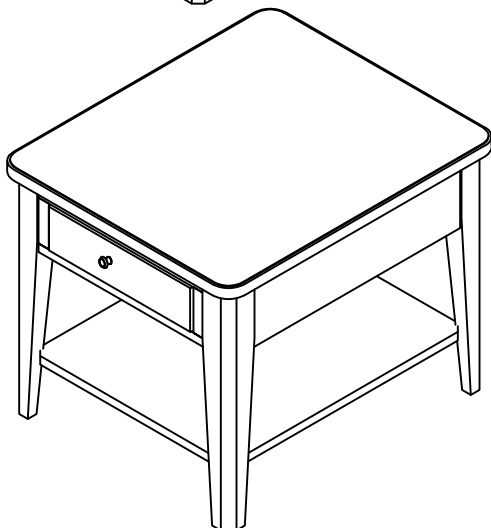
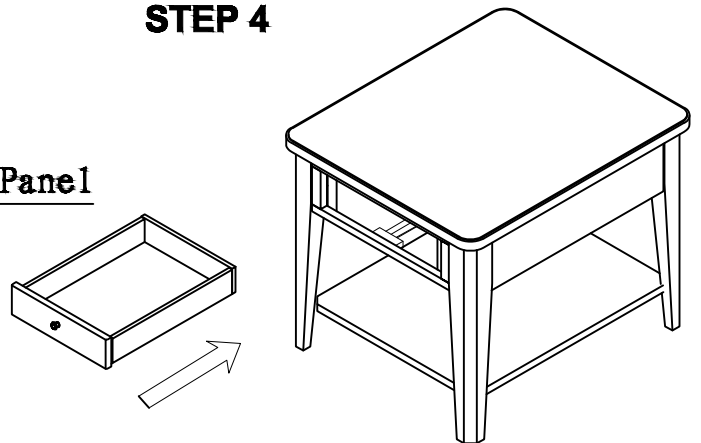
STEP 2










STEP 3



STEP 4



**DO NOT TIGHTEN SCREWS
UNTIL COMPLETELY ASSEMBLED**

Item	Sketch	Description	Qty
A		Allen Wrench 1/4"	1 PC
B		Bolt 1/4"x1.5"	8 PCS
C		Lock Washer 1/4"	16 PCS
D		Flat Washer 1/4"x16mm	16 PCS
E		Bolt 1/4"x5/8"	4 PCS
F		Bolt 1/4"x3/4"	4 PCS
G		"L" Bracket	4 PCS