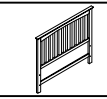
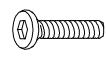
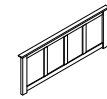

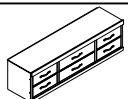

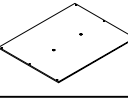
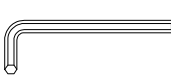
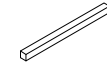
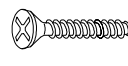


ASSEMBLY INSTRUCTIONS

5301-EKPB 4-3 Headboard ; 5301-EKPB 4-4 Footboard; 5401-EKPB 4-3 Headboard ; 5401-EKPB 4-4 Footboard;
 5300-QPB/EKB 4-1 Pedestal 6 Drawer Unit; 5400-QPB/EKB 4-1 Pedestal 6 Drawer Unit.

PARTS LIST

NO.	Sketch	Description	QT'Y	NO.	Sketch	Description	QT'Y
A		HEADBOARD	1pc	1		ALLEN BOLTS 1/4" X 38mm	14pcs
B		FOOTBOARD	1pc	2		FLAT WASHERS 1/4" * φ16mm	14pcs
C		6 DRAWER UNIT	2pcs	3		SPRING WASHERS 1/4"	14pcs
D		CENTER PIECES	3pcs	4		ALLEN KEY 1/4"	1pc
E		CENTER SUPPORTS	6pcs	5		WOOD SCREW #8*25mm	18pcs

